

Beginning and Ending Sounds Springtime Bouquet

Print on colored cardstock or construction paper and use magnetic letters or plastic letter tiles to fill in beginning and ending sounds to make word to match picture.


Short E




e





e






thevirtualmine.com
2007





thevirtualmine.com
2007



thevirtualvine.com
2007